



- Designed as a maneuvering thruster, the 12.5kw Model 8040 develops over 370lbf (168 kgf) of thrust in both the forward and reverse directions.
- Powerful DC brushless motors built to the ISO 9001:2008 quality standard.
- Magnetically coupled propeller drive eliminates all rotating shaft seals for optimum reliability.
- Custom designed symmetrical propeller for maximum Bollard thrust in both directions.
- Investment cast Type 316 stainless steel propeller.
- 6.7/1 ratio planetary gearbox & high rpm motor for extremely high efficiency & light weight.
- Available with +/-5v analog or RS485 closed loop speed control.
- Rated to 2,800 ft (850m) depth with 1 atmosphere housings or full ocean depth with oil filled, pressure balanced housings.
- Available with hard anodized 6061-T6 aluminum, Type 316 stainless steel or 6Al4V titanium housings.
- Available with motors for 150vdc, 185vdc or 300vdc. Other voltages optional.

**Bollard Output**

370lbf (168kgf) in both forward & reversedirections.

**Input**

12.5kw at 150vdc, 185vdc or 300vdc, +/-5v analog speed control or RS485 speed control.

**Weight**

57-64lbs (26-29kg) in air, 34-40lbs (15.5-18kg) in water, depending on configuration.

**Depth Rating**

2,800ft (850m) standard with 1 atm housings, full ocean depth when pressure balanced oil filled.

(specifications subject to change without notice)

### Introduction

The Model 8040 is the largest of Tecnadyne's tunnel thrusters and develops over 168kg thrust in both the forward and reverse directions, yet weighs less than 16kg in water. Using the same advanced technology as all Tecnadyne thrusters, of which over 4,000 units have been delivered to customers worldwide, the Model 8040 is ideally suited as a lateral or vertical thruster on heavy work ROV's, AUV's and manned submersibles.

### Magnetic Propeller Coupling

As with all Tecnadyne thrusters, the propeller of the Model 8040 is magnetically coupled. With this design, a magnet array is fitted inside the hub of the propeller; and this magnet array is driven by a matching magnet array attached to the motor and gearbox inside the sealed pressure vessel. By eliminating the rotating drive shaft and shaft seals that always seem to leak over time, the Model 8040 achieves extremely high reliability. Additionally, the magnetic coupling will ratchet if overloaded, preventing damage caused by objects jammed in the propeller. And since the water lubricated propeller bearings are external to the pressure housing, they can be easily replaced in a matter of minutes.

### High RPM Motor & Planetary Gearbox

The Model 8040 uses DC brushless motors that are manufactured to the ISO 9001:2008 quality standard. These high RPM, low inertia motors are coupled to 6.7/1 ratio planetary gearset, assembled using hardened, high precision spur gears. This motor / gearbox combination delivers maximum reliability, efficiency and power in an extremely compact, lightweight and easy to maintain package.

### Custom Designed Bi-Directional Propeller

The newly designed, high efficiency Type 316 stainless steel propeller develops the same thrust in both the forward and reverse directions. This is ideal for use as a lateral or vertical thruster in a wide range of ROV, AUV and manned submersible applications.

### Depth Rating Options

The standard configuration is rated to 850m depth and places the electronics controller within the 1 atmosphere motor housing. For full ocean depth rating, the electronics module is installed in a remote, one atmosphere housing (either the customer's housing or one supplied by Tecnadyne) and the thruster is oil filled and pressure balanced using electrical cabling of flexible Tygon tubing.

### Voltages Supported

The Model 8040 is available for operation at voltages of 150vdc, 200vdc, 260vdc (standard) and 330vdc. DC power must be supplied by a well filtered battery bank, rectified and filtered AC or a regulated DC power supply with less than 10% voltage ripple.

### RS485 or Analog Speed Control

Two speed control options are available for the Model 8040. The controller is jumper selectable for either closed loop multi-mode RS485 speed control or for +/-5v analog speed and direction control. In addition, the thruster can be supplied with separate enable and water detect lines.

### Other Options

Optional configurations include: four available buss voltage choices; housings made from hard anodized aluminum (standard), Type 316 stainless steel or 6Al4V titanium; two mounting styles, one with two mounting tabs on the motor housing and the other with three tabs; several bulkhead type or cable end subsea connectors; RH or LH rotation propellers; and a nozzle inlet screen.

Please note that the specifications are subject to change without notice. Additionally, Model 8020 thrusters for operation to depths greater than 1,000 meters are subject to U.S. Government export controls.

Go to [www.tecnadyne.com](http://www.tecnadyne.com)

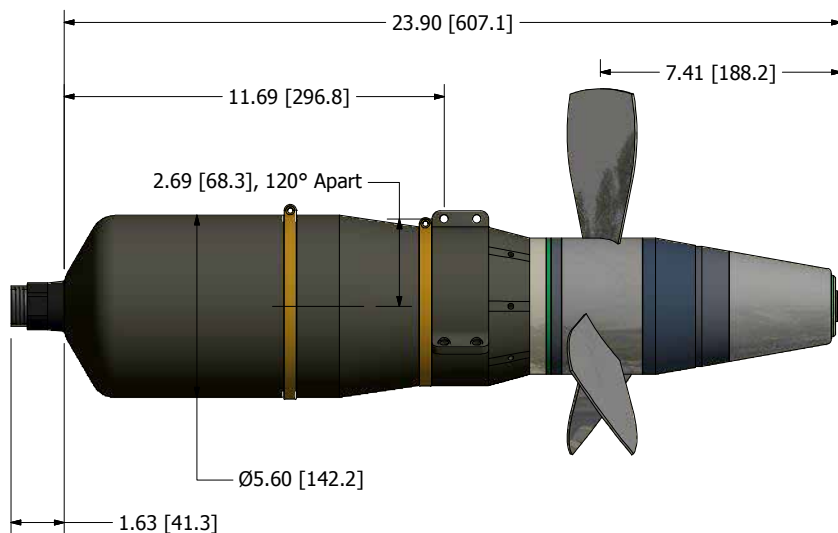


Like Tecnadyne on  
Facebook



**MODEL 8040**

8020-AAA-XSL12BCR-XX-0850-AL-SCLX-2T-G



Ø13.38 [339.9]  
TUNNEL INSIDE  
DIAMETER TO BE  
Ø13.5 [343]



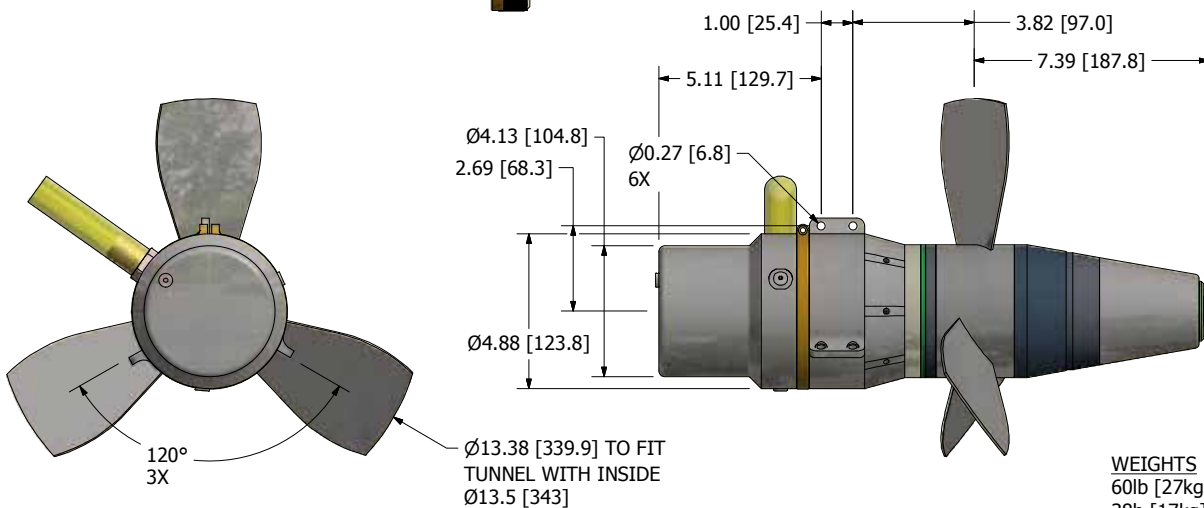
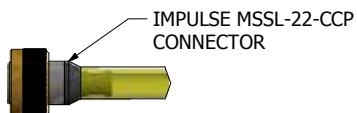
SCALE 1:6

**WEIGHTS**  
64lb [29kg] in air  
40b [18kg] in water

Download STP solid model of this thruster here:  
<http://www.tecnadyne.com/thrusters>

**MODEL 8040**

8020-AAA-MSSL22CCP-XX-FOD-SS-RP(B)OF-3T-G



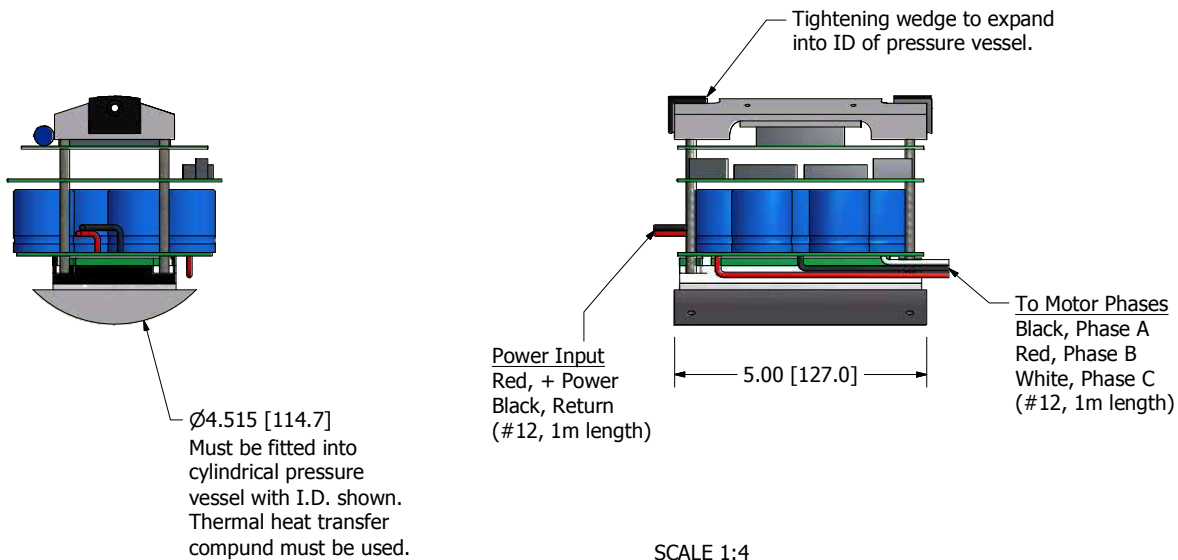
SCALE 1:6

**WEIGHTS**  
60lb [27kg] in air  
38b [17kg] in water

Download STP solid model of this thruster here:  
<http://www.tecnadyne.com/thrusters>

**REMOTE ELECTRONICS MODULE, POD CONFIG**

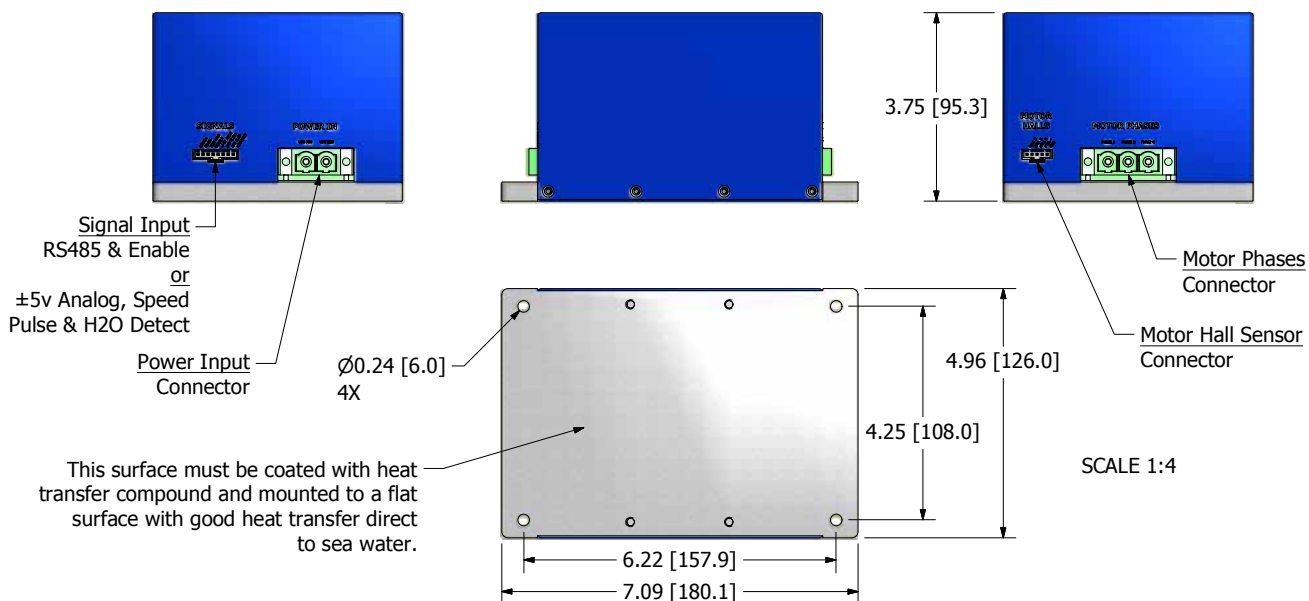
USED IN **RPLX** & **RPOF** CONFIGURATIONS & INSTALLED IN CUSTOMER FURNISHED PRESSURE VESSEL.



Download STP solid model of this electronics module here:  
<http://www.tecnadyne.com/thrusters>

**REMOTE ELECTRONICS MODULE, BLOCK CONFIG.**

USED IN **RBLX** & **RBOF** CONFIGURATIONS & INSTALLED IN CUSTOMER FURNISHED PRESSURE VESSEL



Download STP solid model of this electronics module here:  
<http://www.tecnadyne.com/thrusters>

**8020 - AAA - BBBB - XX - CCCC - DD - EEEE - FF - G**

**AAA** - Buss Voltage Option (Consult factory for other voltages)

**150** - 150vdc

**185** - 185vdc

**300** - 300vdc

**BBBBB** - Subsea Connector Option (Consult factory for other connectors)

**MSA(S)L8CCP** - Impulse MSA(S)L-8-CCP-O/F, oil filled tubing, **RPOF** or **RBOF**, 300vdc only

**MSA(S)L8BCR** - Impulse MSA(S)L-8-BCR, bulkhead mount, for **RPLX** or **RBLX**, 300vdc only

**MSA(S)L18CCP** - SeaCon MSA(S)L-18-CCP, cable end, for **SCLX**, **RPLX** or **RBLX**, all voltages

**MSA(S)L18BCR** - SeaCon MSA(S)L-18-BCR, bulkhead mount, for **SCLX**, **RPLX** or **RBLX**, all voltages

**MSA(S)L22CCP** - Impulse MSA(S)L-22-CCP-O/F, oil filled tubing, **RPOF** or **RBOF**, all voltages

**XSL6ACCP** - SeaCon XSL-6A-CCP, cable end, for **SCLX**, 300vdc only

**XSL6ABCR** - SeaCon XSL-6A-BCR, bulkhead mount, for **SCLX**, 300vdc only

**XSL12CCP** - SeaCon XSL-12-CCP, cable or oil filled tubing, for all configurations, 300vdc only

**XSL12BCR** - SeaCon XSL-12-CCP, bulkhead mount, **SCLX**, **RPLX** or **RBLX**, 300vdc only

for technical details on the referenced connectors

please go to [www.seaconworld.com](http://www.seaconworld.com) & [www.impulse-ent.com](http://www.impulse-ent.com)

**XX** - Cable Length Option (Does not apply to BCR style connectors)

**XX** - Cable Length in X.X meters - leave as XX if no cable installed

**CCCC** - Maximum Operating Depth Option

**0850** - 850 meters (2800 ft)

**FOD** - Full Ocean Depth (Requires Oil Filled Pressure Compensated option, above)

**DD** - Material of All Wetted Metallic Surfaces Option

**AL** - 6061-T6 Aluminum, Hard Anodized Black

**SS** - Type 316 Stainless Steel, Passivated

**TI** - 6Al4V Titanium

**EEEE** - Self Contained or Remote Electronics Option

**SCLX** - Self Contained Electronics (electronics in housing with motor)

**RPLX** - Remote Electronics, POD configuration electronics, 1 Atmosphere Motor Housing

**RBLX** - Remote Electronics, Block configuration electronics, 1 Atmosphere Motor Housing

**RPOF** - Remote Electronics, POD configuration elox, Oil Filled Pressure Compensated Motor Housing

**RBOF** - Remote Electronics, Block configuration elox, Oil Filled Pressure Compensated Motor Housing

**FF** - Mounting Option

**2T** - 2-Tab Mount

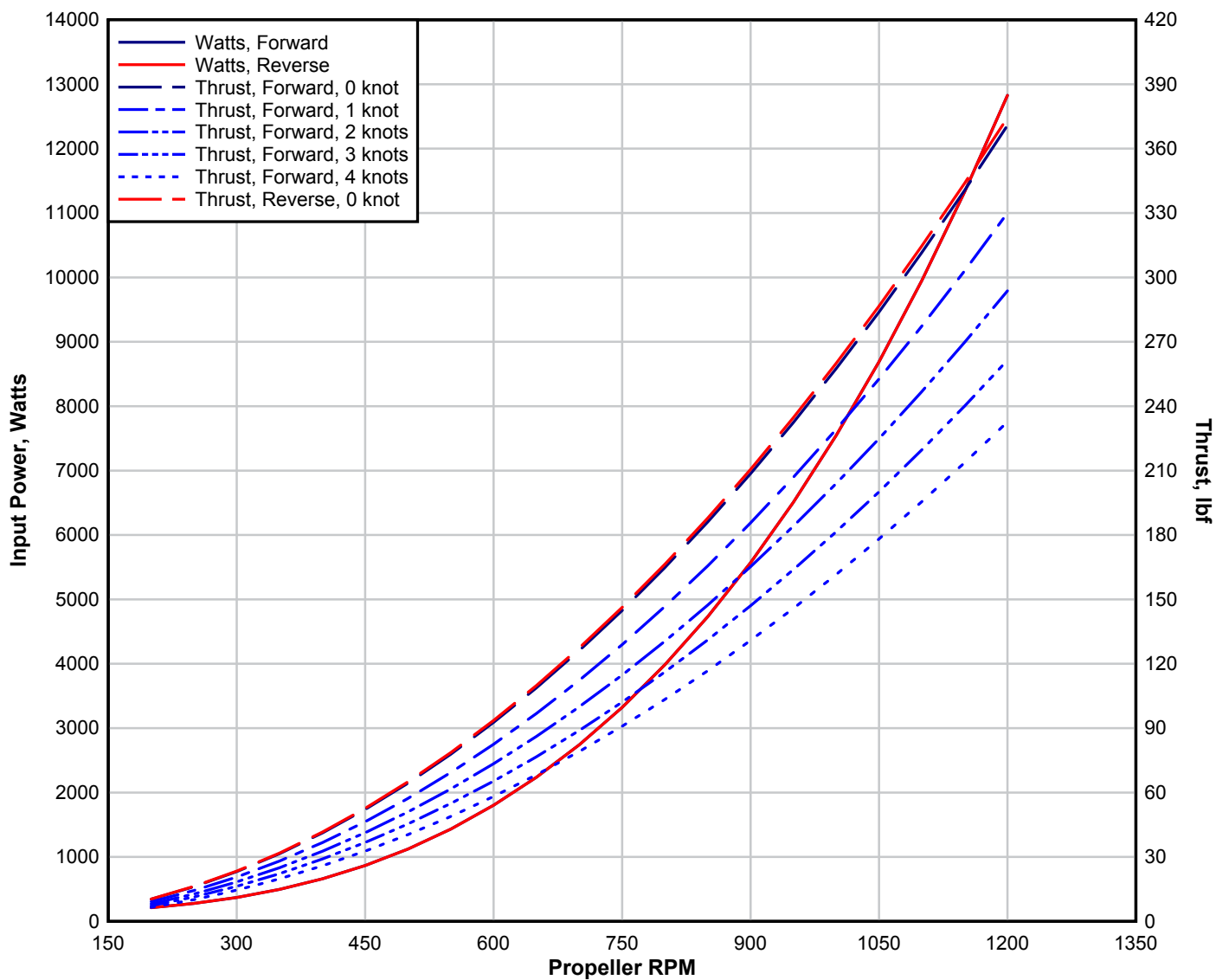
**3T** - 3-Tab Mount

**G** - Control Signal Option

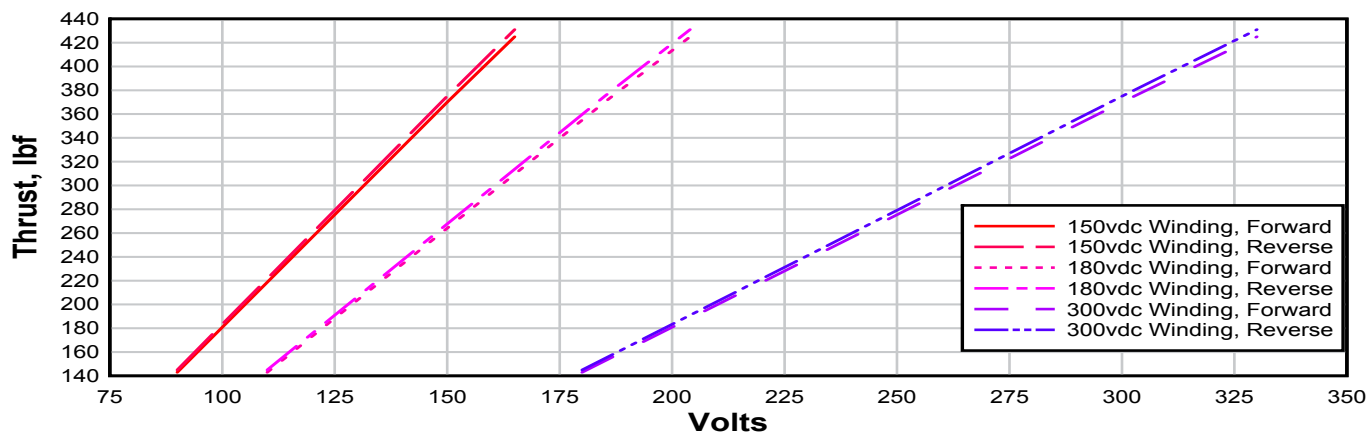
**A** - +/-5v Analog Control Signal

**R** - RS485 Control Signal

**Model 8040 Thruster**  
**Input Power & Thrust vs. Propeller RPM**



**Model 8040 Thruster**  
**Thrust vs. Voltage Change**



## WHAT WERE YOU DOING 30 YEARS AGO?

In 1985 Tecnadyme delivered its first thrusters, six Model 1020's that were installed on the original RTV-500 built by Mitsui Engineering & Shipbuilding (MES) of Tokyo. Since that time, we have manufactured and delivered over 6,000 thrusters, including more than 600 of the Model 1020. And even though the Model 1020 that we build today incorporates over 32 design revisions to improve reliability, efficiency and maintainability – that thruster is still 100% compatible with the Model 1020 that was installed on that first RTV-500 system more than 30 years ago. This means that, after 30+ years, MES (or any of our customers) can still purchase or repair a Model 1020 thruster to keep its fleet of ROV's working. And in those 30 years, the Model 1020 thruster has powered vehicles to the Titanic, that discovered JFK's PT-109 in the Pacific, that participated in record depth wellhead completions off the coast of West Africa, that discovered lost cities in the Black Sea, that have scoured the world's oceans for mines, and that have successfully completed thousands of routine subsea missions. And the Model 1020 thruster is still being installed on new ROV and AUV systems worldwide.

And, like the Model 1020, Tecnadyme's twenty-one other thruster models have also served the offshore community with reliability, high performance and cost effectiveness – but none for quite as long as the Model 1020's 30 years. Tecnadyme is constantly developing and releasing new thruster models, with 4 new models released in 2010 and 4 models being released in 2013.

It is Tecnadyme's commitment to its customers and to the subsea community that no vehicle system, be it an ROV, an AUV, a manned submersible or any other subsea system, will ever be made obsolete because the Tecnadyme thrusters installed on that system are no longer available for a reasonable and competitive price.

So, for your next ROV, AUV or manned submersible build or purchase, be sure to specify only genuine Tecnadyme thrusters. You, your operators, your technicians and your customers will be glad you did – for the next 30 years.

## QUALITY ASSURANCE

Tecnadyme operates under a Quality Plan that is fully ISO 9001:2008 compliant. All electrical soldering is performed by technicians certified to the IPC J-STD-009 & IPC-A-610 standards.

## FINAL TEST & INSPECTION

All Tecnadyme products undergo a rigorous set of final test procedures. Each thruster is operated at reduced power and full power in both directions for extended time periods. Each thruster is pressure tested and then subjected to an insulation breakdown test to identify leaks or other problems. Prior to shipment to the customer, each thruster is certified to perform correctly and to factory specifications.

## EXPRESS LIMITED WARRANTY

Subsea thruster motors manufactured by Tecnadyme are warranted to the original Purchaser for a period of one year from the date of shipment from the factory to conform to Tecnadyme's specifications at the time of purchase and to be free of mechanical, electrical and physical defects in material and workmanship if the products have been installed, electrically connected, operated and serviced in accordance with Tecnadyme's instructions as listed in the Operations & Maintenance Manual accompanying the thrusters.

Except for the express warranty set forth herein, Tecnadyme makes no other warranties or guarantees, express, oral, implied or statutory, regarding its subsea thruster products. All such warranties are expressly disclaimed to the extent allowable by law.

**BUILT WITH PRIDE**



**IN THE U.S.A.**



9770 Carroll Centre Road, Suite C  
San Diego, CA 92126, USA  
Voice & Fax: 1-858-586-9660

Ext 101 for Sales, Ext 104 for Service, Ext 113 for Deliveries



Visit our Website  
[www.tecnadyne.com](http://www.tecnadyne.com)

Friend us on Facebook  
[facebook.com/tecnadyne](http://facebook.com/tecnadyne)



Get our Tweets  
[@tecnadyne](https://twitter.com/tecnadyne)



Follow our Blog  
[tecnadyne.wordpress.com](http://tecnadyne.wordpress.com)



Meet on LinkedIn.com/  
[company/tecnadyne](http://company/tecnadyne)